



The Church of Scotland
World Mission Council



Complete Five Day Holiday Club

For Children aged 5 - 12

Professor Potty's Time Traveller's Tales

Contents

1. Summary	3
2. Pack Overview	4
3. The Potty Basics	5
4. Daily Themes	6
5. Suggested Programme	7
6. Daily Programme Guides	9
7. Time Travellers Scripts	25
8. Craft Toolkit	44
9. Group Leaders Toolkit	52
10. Administration Toolkit	78

Summary

Professor Potty is known in the science world as being a bit bonkers. The Professor is full of whacky ideas and creates even wackier inventions. When the Professor told people he was going to make a time machine, no one thought it would work. So now the Professor and his whacky assistant Dippy Di, invite you to come into the Pottiest Laboratory in the World, to see for yourself his amazing Potty Time Machine. You never know, you might get to meet some interesting people along the way!

Join Professor Potty and Dippy Di as together we begin our journey of discovery through the Bible and around the world, meeting people and hearing their stories as we go.

Over the course of the week the children will be introduced to different Bible characters that will help them to learn from and explore the themes of; caring for the world, giving, friendship, health and how Jesus is for everyone. They will also meet people from the World Church who will share how these different attributes are not just stories in the Bible, but are real for them today.

Pack Overview

Professor Potty's Time Traveller's Tales contains all the essential ingredients for a successful, easy-to-run midweek or holiday club programme.

To ensure the smooth running of your holiday club, we have put together all the information and resources you will need to ensure a fantastic week.

There are a few key components needed for the week:

- **A Time Machine:** over the course of the week Biblical characters and people from around the world will be coming and going from your time machine. You should make sure that the time machine is big enough for a person to come and go from it, you might want to consider a sound effect that will signal the arrival of a guest. *See Administration Toolkit*
- You may want to have a **globe** that you can use throughout the week to show where your time machine guests come from.

The following resource packs are also included to help you prepare for your holiday club. Please feel free to adapt and amend this holiday club pack to suit the needs of your leaders and children.

- **Leaders Notes:** A daily guide for your group leaders that will allow them to engage with the children and discuss the day's theme.
- **Daily Programme Guides:** Each day's theme will have a number of ideas for you to mix and match and reference to the Bible story of the day.
- **Craft Toolkit:** This includes all the tools needed for each day, including craft ideas.
- **Time Machine Scripts:** The scripts for Professor Potty, Dippy Di and their visitors. A great way of introducing the themes for the day.
- **Potty Song List:** Songs that we learn as children stay with us right through our lives. They are a wonderful way of planting Biblical truths. Included is a list of suggested songs for you to pick and choose from, including modern and traditional songs as well as songs from around the world.
- **Food and Drink Ideas:** As our theme takes up on a journey to different parts of the world you may want to offer the children the opportunity to try different foods from other countries.
- **Administration Toolkit:** Everything you need to get your holiday club up and running including template daily schedules.

The Potty Basics

This pack contains all you need to run your Potty holiday club, you can use as much or as little of the material as you like. The holiday club is designed so that you can amend the contents to suit the needs of your leaders and children.

The holiday club is designed for P1 – S1. We suggest that children are put into at least 2 age categories for Group work: P1 – P4 and P5 – S1.

Professor Potty's Team

We have based the structure on a Club Leader and Assistant organising and running the events, keeping the day to schedule and ensuring that the main message of each day is given to the children. These leaders should assume the roles of Professor Potty and their assistant Dippy Di.

Each group will also require a Group Leader. The Group Leader's role will be to help the children develop an understanding of the stories and messages using work sheets and other group activities. A selection of support material for group work can be found in the Group Leaders Toolkit for you to use and amend as necessary.

Throughout the week the programme requires people from both the Bible and from around the world to come through the Time Machine. Scripts for all of these occasions and suggested clothing can be found in Time Travellers Scripts.

Daily Themes

We have structured each day based on a theme from the Bible that is impacting on the World Church today. Below is a run through of each theme, and the stories and activities for each theme.

Professor Potty meets Adam (Genesis 1: 1 – 31)

Today we explore the theme of **Caring for the World**. Our first visitor for the day is Adam who comes through the time machine to tell us how God had made him to look after His beautiful garden. We hear how his actions had an impact on the garden, and that people across the world today continue to have insufficient food and water. The theme is further explored when the time machine sends a friend from Bangladesh who tells the children about how global warming is having an impact on people around the world.

Professor Potty meets David and Jonathan (1 Samuel 18: 1)

Today we explore the theme of **Friendship**. Our visitors are David and Jonathan who come through the time machine to tell the children all about their friendship and how they stuck together as friends and supported each other through good times and bad times. We then hear from another visitor from the Czech Republic who has just been to Scotland visiting their twinning friend. Twinning is a way in which a congregation in Scotland can link with another congregation from the World Church and together they can learn from one another and support each other even though they are in different countries. The children are encouraged to think about their friendships and what it means to be a good friend to someone.

Professor Potty meets Bartimaeus (Mark 10: 46–52)

Today's theme is all about **Health** and our first visit of the day comes from Bartimaeus who tells the children how he was blind and how Jesus helped him to see again. We further explore the theme of Health with our second visitor who comes through our time machine from Malawi. They tell us about one of the major health issues in Malawi, such as malaria, and the steps that are taken to help those suffering from this disease. Children are reminded to think of others whose health is suffering because they don't have some of the basic resources needed to help them.

Professor Potty meets the widow (Mark 12: 41-44)

Today's theme is all about **Giving**. We hear the story of the widow who gave all that she had to the church, even though what she had was not a lot compared to what others were giving. We explore with the children that giving is not just about money, but is also giving our time and talents to the church. The second visitor who comes through the time machine is one of the volunteer leaders from your holiday club. They have given up their time and sharing their talents with the children, reiterating the fact that we can all give what we can to help the church.

Professor Potty meets Zacchaeus (Luke 19: 1-9)

The theme for today is **Jesus is for Everyone**. Our first visit is from Zacchaeus, who tells the children that he was not a very nice person. He was a tax collector who took too much money from people all to make himself rich, and he tells how Jesus had asked to come to his house, because even though he did not always behave well, Jesus loves everyone. Our second visitor comes from Palestine, where Jesus lived. They tell us how no matter who we are, what age we are, where we live in the world, whether we are good or bad, that Jesus is everyone's friend and he loves everyone equally.

Suggested Programme

Below is a suggested running order for your holiday club. It is a good idea to keep the basic format of each day similar to ensure continuity throughout your holiday club. There is a blank timetable schedule in the Administration Toolkit that can be used should you require it.

Time	Event	Lead
	<p>Groups</p> <p>Children Arrive/Registration</p> <p>From the Second day, you may wish to do a small activity or have children recite their memory verse from the day before.</p>	
	<p>Together</p> <p>Welcome: Professor Potty and Dippy Di</p> <p>Sing the Holiday Club theme song. (See Suggested Song List)</p> <p>Run through of club rules and procedures.</p>	
	<p>Together</p> <p>Singing</p> <p>See Suggested Song List.</p>	
	<p>Together</p> <p>Whacky Warm Up</p> <p>This can be as long or short as much as you want, but should be kept simple and easy to remember to be repeated every day.</p> <p>You may wish to keep the warm up very short and use some of this time for games.</p>	
	<p>Together</p> <p>Daily Challenge</p> <p>Daily Challenge suggestions in Daily Programme Guides.</p>	
	<p>Together</p> <p>Bible Story told by Visitor 1</p> <p>First visitor of the day comes through the time machine.</p> <p>Scripts found in the Time Traveller’s Scripts.</p>	
	<p>Together</p> <p>Song</p>	
	<p>Together</p> <p>World Story told by Visitor 2</p> <p>Second visitor of the day comes through the time machine.</p> <p>Scripts found in the Time Travellers Scripts.</p>	
	<p>Groups</p> <p>Group Time</p> <p>Worksheets and topic discussion points can be found in the Group Leaders Toolkit.</p>	

	<p>Groups</p> <p>Craft/Activity Time</p> <p>Age appropriate activities. Suggestions found in the Craft Toolkit.</p>	
	<p>Together</p> <p>Memory Verse</p> <p>See Daily Programme Guides.</p>	
	<p>Together</p> <p>Singing</p> <p>See Suggested Song List.</p>	
	<p>Together</p> <p>Prayer</p> <p>See Daily Programme Guides for some suggestions.</p>	
	<p>Together</p> <p>End with Theme Song</p> <p>Professor Potty and Dippy Di Leave.</p> <p>Ensure all leaders know what the collection procedure is.</p>	

There are a number of fillers that you may want to include as part of your day, for example quizzes, a post box for the children to share jokes, prayer points, and tell stories. You can find some filler ideas in the Administration Toolkit.

Daily Programme Guide - Introduction

The following day programmes have been designed so that you can pick and choose aspects of each day, and include some of your own ideas as well. All suggestions given can lend themselves to the age groups that are aimed at for the holiday club.

Essentials

On the first day of holiday club, you should ensure that you have factored in time for the registration of all children. Registration Forms and Attendance Sheets can be found in the Administration Toolkit.

You should ensure that children are fully registered and are placed into groups. We would suggest dividing the children into age ranges of P1 – P4 and P5 – S1. This will allow for appropriate discussions at group times.

Both children and volunteers should be made aware of the emergency exits, first aid points, and any scheduled fire alarms for the day. This should be repeated every morning.

Setting the Scene

The front of your hall/stage area should look like the inside of Professor Potty's laboratory and should have a time machine large enough for visitors to come and go through it during the week.

The two presenters should assume the roles of Professor Potty (dressed as a whacky professor) and his assistant Dippy Di.

The children have come along to see if the rumours about Professor Potty and his assistant Dippy Di are true. Has he really built a time machine that can bring people from the past to the present? And can it really transport people from other countries to Scotland?

Day Programmes included:

Day 1: Professor Potty meets Adam

Day 2: Professor Potty meets David and Johnathon

Day 3: Professor Potty meets Bartimaeus

Day 4: Professor Potty meets the Widow

Day 5: Professor Potty meets Zacchaeus



Day 1: Professor Potty meets Adam (Genesis 1:1 – 31)

Theme: Caring for the World

Your week should begin with the story of Adam (Genesis 1: 1 – 31). Through hearing Adam's story the children should come to understand that people were put on Earth to look after God's creation and care for the world he has given us.

The children will hear from a visitor from Bangladesh who will explain that the world has a lot of problems, and that people throughout the world are suffering the effects of climate change because of the choices that we all make.

Welcome Group Work

Activities can be given once the children have been sorted into their groups following registration. These activities can be a one off or continue throughout the week.

Suggestions:

- Design their own time machine, either on paper or as a small model using some recycled boxes, paper and material etc.
- Make their own name badges
- Make flags from countries around the world
- Make their own team flag

Welcome

Today we introduce the theme of our adventure and encourage the children to think that they are in a professor's laboratory, where she/he is constructing a time machine, the children are there to find out if it will work.

Tell the children that we are all on a journey of discovery, learning more about some people from the Bible and people from around the world who help us to understand how the Bible remains relevant today.

Theme Song

You might want to have a theme song that you will sing at the beginning and the end of every day, perhaps about making a journey. See the Potty Song List for ideas.

Whacky Warm-up

It is a good idea to get the children moving and energised for their day ahead, so why not get one of your leaders to lead a little warm up aerobics session to a well know tune. The moves should be simple and easy to learn and remember as the week goes on. You may also wish to use this time for some games.

Songs

It is great to have time during your holiday club day to give the children an opportunity to sing some songs, both well-known ones and one or two that they can learn throughout the week. We have put together a suggested song list with a focus on going on a journey or the world church. (Make sure that your favourite songs are in there too!)

Time Travelling Visitors

Scripts for your visitors can be found in the Time Travellers Scripts section of your pack. Adam should emerge through your time machine first and then Raj/Anyia should appear.

You may wish to split your visits with a small song, game or activity.

Challenge

We have put together a daily challenge that will encourage your group to work as a team and support their friends. You should ask for some volunteers from the children each day.

Challenge 1

Required: a box which should contain recycling (boxes, containers etc.) that can be used to build a tower.

To Do: Today's challenge is about creating things. Ask for 6 volunteers. You can split the volunteers into two teams. Explain that each team is going to build a tower in 1 minute using only the materials in the box given to them. The team with the highest tower at the end will be the winners.

Craft

Your craft today should encourage the children to think of themselves as part of a great big world.

Suggestions:

- Use the craft template (1 per child) found in the Craft Toolkit. Decorate the world using various methods and resources.
- He's got the Whole World in his hands: Make a 'Stained glass window' world out of tissue paper and using black paper draw round the children's arms and stick on as a silhouette.
- Make plant pots, design as the world, and plant a seed(s) for the children to watch grow.

Recap

Potty and Dippy recap on the story for that day, that God has made a beautiful world and wants us to help look after it. Also remind children that people all over the world are having a difficult time because we are not caring for God's creation.

Quiz

You may wish to include a quiz within your timetable; you should create your own based on the theme of Caring for the World.

Memory verse

Each day try and teach the children a memory verse that they can recite the following morning to their group leader and get points. We have suggested using the same verse each day and adding a little more to it as the week goes on. You may however feel that you want to give the children a small memory verse from the story of the day to remember, which will change each day.

You can get creative at thinking of new and exciting ways to teach the children the Memory Verse.

Today's suggested memory verse is from John 13:34:

"A new commandment I give to you, that you love one another: just as I have loved you."

Post box

It is great to give the children the opportunity to contribute to the week. You may want to introduce the children to the Professors Post box which can be used every day for the children to send prayers, pictures, jokes etc. that the leaders can read out or display.

Prayer

Have a short prayer thanking God for the world he has made, for people living all over the world and asking for help to care for creation.

Goodbye

End with your theme song, and thank the children for coming and encourage them to come along tomorrow. Remind the children of your collection procedure.

You might want to finish with Professor Potty and Dippy Di going into the Time Machine and seeing what adventures they will have until they come back the following day.

Day 2: Professor Potty meets David and Jonathan (1 Samuel 18:1)

Theme: Friendship

Day two focuses on the bonds of friendship. We hear initially from David and Jonathan (1 Samuel 18:1), the most unlikely of friends, who stood beside each other through good times and trying times.

We will then hear from someone from the Czech Republic who has been in Scotland visiting their friends from their twinned church. The children will learn that we can all learn from one another and support each other even if we live in different countries.

Welcome Group Work

On arrival for day two, returning children's attendance should be noted and new children should be registered appropriately.

Activities can be continued from the day before, or new activities can be given. These activities can be a one off or continue throughout the week.

Welcome

Professor Potty and Dippy Di can come through the time machine and tell the children about the adventure they have had since they last met.

Suggestions:

- Been on a beach in Hawaii and wearing rubber rings and flippers/snorkel
- Been walking through the Amazon rainforest and chased by a wild animal
- Perhaps climbing up Mount Everest and are all wrapped up for the cold weather
- They could have been to Australia and Dippy Di wanted to bring back a Kangaroo?

Remind the children that we are all on a journey of discovery, learning more about some people from the Bible and people from around the world who help us to understand how the Bible remains relevant today.

Theme Song

Start your day with your theme song, by now the children should be getting to know the tune and words.

Whacky Warm-up

Continue with your Whacky Warm-up to get everyone ready for the day. It is a good idea to use the same leader, song and routine to keep things simple. You may also wish to use this time for some games.

Songs

It is great to have time during your holiday club day to give the children an opportunity to sing some songs, both well-known one and one or two that they can learn throughout the week.

Time Travelling Visitors

Scripts for your visitors can be found in the Time Travellers Scripts section of your pack. David and Jonathan should emerge through your time machine first and then Gerhard/Dia should appear. You may wish to split your visits with a small song, game or activity.

Challenge

We have put together a daily challenge that will encourage your group to work as a team and support their friends. You should ask for some volunteers from the children each day.

Challenge 2

Required: Cotton wool balls

To Do: Today's challenge will involve your volunteers moving a cotton ball as far as they can! Sounds easy, well here's the catch, they can only do it by breathing in through their nose and walking with the cotton wool ball under their nose. When they breathe out, the ball will drop! Whoever manages to get the furthest is the winner – beware it tickles!

Craft

Your craft today could be based on friendships, like that of David and Jonathan and the friendships Gerhard/Dia made during their twinning visit. (See Craft Toolkit for details)

Suggestions:

- Make a people chain as we learn that we can all be friends together.
- Make friendship bracelets using embroidery threads.
- Make a postcard to send to someone in another country.

Recap

Prof and Dippy recap on the story for that day, that Jonathan and David were special friends who looked out for each other. Also remind them about the friendship that is growing between Gerhard/Dia's church and their twinned church.

Quiz

You may wish to include a quiz within your timetable, why not ask the children a few questions about the teaching from yesterday and today. Keep the questions simple and relevant to your audience.

Memory Verse

If you are continuing with our suggested memory verse, today's addition is underlined below. Today's suggested memory verse is from **John 13:34**:

"A new commandment I give to you, that you love one another: just as I have loved you, you also are to love one another."

You can get creative at thinking of new and exciting ways to teach the children the memory verse.

Post box

Continue with the Professor's post box. Encourage children throughout the week to send prayers, pictures, jokes etc. that the leaders can read out or display. You may want to use some of the prayers at the end.

Prayer

Have a short prayer thanking Jesus for the friendship between David and Jonathan and for the continued friendships we have with our friends around us and our friends around the world.

Goodbye

End with your theme song, and thank the children for coming and encourage them to come along tomorrow. Remind them of your collection procedure.

You might want to finish with Professor Potty and Dippy Di going into the time machine and seeing what adventures they will have until they come back the following day.

Day 3: Professor Potty meets Bartimaeus (Mark 10:46–52)

Theme: Health

Day three is based on the story of Bartimaeus (Mark 10:46–52). The children will be encouraged to think about those around the world who may not have access to the medical treatment that they need.

The children will hear from a visitor from Malawi who will tell them how a serious illness like malaria can come from a small insect bite. They will hear how a simple net can help to prevent getting the disease.

Welcome Group Work

On arrival for day three, returning children's attendance should be noted and new children should be registered appropriately.

Activities can be continued from the days before, or new activities can be given. These activities can be a one off or continue throughout the week.

Welcome

Professor Potty and Dippy Di can come through the time machine and tell the children about the adventure they have had since they last met.

Suggestions:

- Been on a beach in Hawaii and wearing rubber rings and flippers/snorkel
- Been walking through the Amazon rainforest and chased by a wild animal
- Perhaps climbing up Mount Everest and are all wrapped up for the cold weather
- They could have been to Australia and Dippy Di wanted to bring back a Kangaroo?

Remind the children that we are all on a journey of discovery, learning more about some people from the Bible and people from around the world who help us to understand how the Bible remains relevant today.

Theme Song

Start your day with your theme song, by now the children should be getting to know the tune and words.

Whacky Warm-up

Continue with your Whacky Warm-up to get everyone ready for the day. It is a good idea to use the same leader, song and routine to keep things simple. You may also wish to use this time for some games.

Songs

It is great to have time during your Holiday Club day to give the children an opportunity to sing some songs, both well-known one and one or two that they can learn throughout the week.

Our Potty song list also contains some songs that are easy to learn but from another country, you may want to introduce “Jesu, tawa pano”, reinforcing to the Children that God is present all around the world.

Time Travelling Visitors

Scripts of your visitors can be found in the Time Travellers Scripts section of your pack. Bartimaeus should emerge through your time machine first and then Shuppo/Tiwonge should appear.

You may wish to split your visits with a small song, game or activity.

Challenge

We have put together a daily challenge that will encourage your group to work as a team and support their friends. You should ask for some volunteers from the children each day.

Challenge 3

Required: large piece of paper (you could use wallpaper), 2 thick pens and 2 blind folds (one for each volunteer)

To Do: Today’s challenge is about seeing. Tell them that you want them to draw a picture of a fish. After they have done that congratulate them. Then tell them you want them to do it again but this time you are going to blindfold them. Get the volunteers to draw their picture. It could be interesting. Ask them if it was easier with or without the blindfold. What made it hard?

Craft

Your craft today could be based on Africa, as you were visited by Shuppo/Tiwonge. (See Craft Toolkit for details)

Suggestions:

- Make African drums.
- You could make African material prints on paper and make flags/bunting to decorate the hall.
- You could use wool or strips of colourful paper to weave your own pattern of material.

Recap

Prof and Dippy recap on the story for that day, that Jesus was able to heal Bartimaeus who had been blind all his life. Also remind children that even today Jesus is working through the church and his people to help people like Shuppo/Tiwonge.

Quiz

You may wish to include a quiz within your timetable, why not ask the children a few questions about the teaching from yesterday and today. Keep the questions simple and relevant to your audience.

Memory Verse

If you are continuing with our suggested memory verse, today's addition is underlined below.

Today's suggested memory verse from John 13:34 :

"A new commandment I give to you, that you love one another: just as I have loved you, you also are to love one another. By this all people will know that you are my disciples, if you have love for one another."

You can get creative at thinking of new and exciting ways to teach the children the memory verse.

Post box

Continue with the Professor's Post box. Encourage children throughout the week to send prayers, pictures, jokes etc. that the leaders can read out or display. You may want to use some of the prayers at the end.

Prayer

Have a short prayer thanking Jesus for the way he helped Bartimaeus and how he used people to help Shuppo/Tiwonge. Thank him because we know that he can help us every day.

Goodbye

End with your theme song, and thank the children for coming and encourage them to come along tomorrow. Remind them of your collection procedure.

You might want to finish with Professor Potty and Dippy Di going into the time machine and seeing what adventures they will have until they come back the following day.

Day 4: Professor Potty meets the widow (Mark 12: 41-44)

Theme: Giving

Day four's theme of giving is introduced to the children through the story of the widow. She gave everything she had to the temple even though others were giving more than her. Jesus gave thanks for what she had done (Mark 12: 41-44).

We explore the theme of giving with a visit from one of our own holiday club leaders. They have given up their time and talents to help run the holiday club, and giving these gifts to Jesus is just as important as giving money.

Welcome Group Work

On arrival for day four, returning children attendance should be noted and new children should be registered appropriately.

Activities can be continued from the days before, or new activities can be given. These activities can be a one off or continue throughout the week.

Suggestion:

- You may wish to have the children decorate a small gift (perhaps sweets) and encourage them to give it to someone when they leave holiday club.

Welcome

Professor Potty and Dippy Di can come through the time machine and tell the children about the adventure they have had since they last met.

Suggestions:

- Been on a beach in Hawaii and wearing rubber rings and flippers/snorkel
- Been walking through the Amazon rainforest and chased by a wild animal
- Perhaps climbing up Mount Everest and are all wrapped up for the cold weather
- They could have been to Australia and Dippy Di wanted to bring back a Kangaroo?

Remind the children that we are all on a journey of discovery, learning more about some people from the Bible and people from around the world who help us to understand how the Bible remains relevant today.

Theme Song

Start your day with your theme song, by now the children know the tune and words.

Whacky Warm-up

Continue with your Whacky Warm-up to get everyone geared up for the day. It is a good idea to use the same leader, song and routine, although you may want to add in something different at the end to keep the children interested.

You may also wish to use this time for some games.

Songs

It is great to have time during your holiday club day to give the children an opportunity to sing some songs, both well-known one and one or two that they can learn throughout the week.

Time Travelling Visitors

Scripts of your visitors can be found in the Time Travellers Scripts section of your pack. The widow should emerge through your time machine first and then your holiday club leader should appear. You may wish to split your visits with a small song, game or activity.

Challenge

We have put together a daily challenge that will encourage your group to work as a team and support their friends. You should ask for some volunteers from the children each day.

Challenge

Required: two large bowls filled with Rice Krispies and 3 ping pong sized balls in each

To Do: Get two volunteers to come out to help you with this challenge. The challenge is for the volunteers to find the balls hidden in the krispies without using their hands (ie using their mouth). Ask them at the end if it would have been able to use their hands? Explain that most things are easier when we use all of the gifts and talents that we have been given.

Craft

Today's craft can be something that you are going to give to someone else. (See Craft Toolkit for details)

Suggestions:

- Gift Box
- Homemade Jewellery
- If you have the facilities, you might want to make something in the kitchen, truffles, biscuits, cakes. And you can make a gift box for them to go in.

Recap

Prof and Dippy recap on the story for that day; that the Widow had given Jesus all she had. Also remind them about the leader and how they were using their time, talents and money to help people learn more about Jesus.

Quiz

You may wish to include a quiz within your timetable, why not ask the children a few questions about the teaching from all 4 days. Keep the questions simple and relevant to your audience.

Memory verse

If you are continuing with our suggested memory verse, today's addition is underlined below. Today's suggested memory verse:

"A new commandment I give to you, that you love one another: just as I have loved you, you also are to love one another. By this all people will know that you are my disciples, if you have love for one another." **John 13:34**

You can get creative at thinking of new and exciting ways to teach the children the memory verse.

Post box

Continue with the Professor's Post box. Encourage children throughout the week to send prayers, pictures, jokes etc. that the leaders can read out or display. You may want to use some of the prayers at the end.

Prayer

Have a short prayer thanking God for all the gifts he has given to us, and for all that we can give to others.

Goodbye

End with your theme song, and thank the children for coming and encourage them to come along tomorrow. Remind them of your collection procedure.

You might want to finish with Professor Potty and Dippy Di going into the time machine and seeing what adventures they will have until they come back the following day.

Day 5: Professor Potty meets Zacchaeus (Luke 19: 1-9)

Theme: Jesus loves everyone

In our final day of the holiday club, we hear the story of Zacchaeus and how even though he had been a difficult person, Jesus still loved him, and he changed his ways because of him (Luke 19: 1-9).

The Children will hear from someone from Palestine, and will tell the Children that no matter who you are, where you come from or what you do Jesus will love you.

Welcome Group Work

On arrival of our final day, returning children should be noted in attendance and new children should be registered appropriately.

Activities that have been started throughout the week should be finished.

Welcome

Professor Potty and Dippy Di can come through the time machine and tell the children about the adventure they have had since they last met.

Suggestions:

- Been on a beach in Hawaii and wearing rubber rings and flippers/snorkel
- Been walking through the Amazon rainforest and chased by a wild animal
- Perhaps climbing up Mount Everest and are all wrapped up for the cold weather
- They could have been to Australia and Dippy Di wanted to bring back a Kangaroo?

Remind the children that we are all on a journey of discovery, learning more about some from the Bible and people from around the world who help us to understand how the Bible remains relevant today.

Theme Song

Start your day with your theme song, by now the Children know the tune and words.

Whacky Warm-up

Continue with your Whacky Warm-up to get everyone geared up for the day. It is a good idea to use the same leader, song and routine, although you may want to add in something different at the end to keep the children interested. Since it is the last day, you might want to ask one or two of the children to come up and help you lead it.

You may also wish to use this time for some games.

Songs

It is great to have time during your holiday club day to give the children an opportunity to sing some songs, both well-known one and one or two that they can learn throughout the week.

Time Travelling Visitors

Scripts of your visitors can be found in the Time Travellers Scripts section of your pack. Zacchaeus should emerge through your time machine first and then Joshua/Ruth should appear.

You may wish to split your visits with a small song, game or activity.

Challenge

We have put together a daily challenge that will encourage your group to work as a team and support their friends. You should ask for some volunteers from the children each day.

Challenge

Required: 20 small plastic bottles filled with a little water, 2 pairs of tights, and two small heavy balls.

To Do: Today's challenge is to go 10 pin bowling with a difference. You have two volunteers who will each put a pair of tights on their head using the waistband. They run up to the skittles and either kneel down (if they are leaders) or stand (if they are children) they then get one attempt to swing the ball around their head and then knock down the skittles.

Craft

Craft for day 5 can take inspiration from the Bible story or from the Middle East (See Craft Toolkit for details).

Suggestions:

- Mosaic Tile
- Sandpaper drawings, using crayons to draw into the sandpaper.
- Make 3D pyramids out of card and decorate them

Recap

Prof and Dippy recap on the story for that day that Jesus wanted to be Zacchaeus' friend even when no one else did, even when he had done things that he shouldn't have done. Remind them that Jesus is also friends with Joshua/Ruth, and all the leaders and want to be their friend too. Remind them that you can never be too young, or that you are never 'not good enough', too poor, or come from the wrong place in the world, Jesus wants to be your friend.

Quiz

You may wish to include a quiz within your timetable, why not ask the children a few questions about the teaching from all 5 days. Keep the questions simple and relevant to your audience.

Memory verse

If you are continuing with our suggested memory verse, today you will recap the whole verse.

Today's suggested memory verse:

"A new commandment I give to you, that you love one another: just as I have loved you, you also are to love one another. By this all people will know that you are my disciples, if you have love for one another." John 13:34

As this is the last day, it might be a good idea to have the verse printed on small cards so that the children can take it away with them. *See Administration Toolkit*

Post box

Continue with the Professor's Post box. You may want to use some of the prayers at the end.

Prayer

Have a short prayer rounding of the week of fun and thanking God for everyone who came and made the week possible.

Goodbye

End with your theme song, and thank the children for coming and thank all the volunteers who have given up their time for the week. Remind them of your collection procedure.

Time Travelling Scripts

The following scripts have been written to capture the story and theme of each day. Each script includes Professor Potty, Dippy Di and the visitor who has come through the time machine. Please feel free to adapt the scripts to suit your holiday club and volunteers.

Time Travellers Scripts

Day 1

- Professor Potty meets Adam
- Professor Potty meets Raj/Anya

Day 2

- Professor Potty meets David and Johnathon
- Professor Potty meets Gerhard/Dia

Day 3

- Professor Potty meets Bartimaeus
- Professor Potty meets Shuppo/Tiwonge

Day 4

- Professor Potty meets the widow
- Professor Potty meets a Holiday Club Leader

Day 5

- Professor Potty meets Zacchaeus
- Professor Potty meets Joshua/Ruth



For each day there are two scripts. We recommend that your Biblical visitor comes through your time machine first to introduce the Bible story and the theme for the day. Your second visitor will show to the Children how the stories being told are relevant in today's world.

Some of the scripts will have two names for the visitor. You should pick the appropriate name depending on whether your volunteer is male or female.



Script - Day 1 (Part 1) Professor Potty Meets Adam

Characters

- Professor Potty
- Dippy Di
- Adam

The time machine makes a strange noise

Adam comes out of the time machine the presenters should be surprised to see him

- Professor Potty Who is that?
- Dippy Di I don't know? *(Looking puzzled)*
- Professor Potty Hello... who are you? Are you lost?
- Adam No I'm not lost, I am Adam.
- Dippy Di Adam – have you come from ... *(insert name of a place not far from you)*
- Adam No, I was born a long long time ago and come from the Garden of Eden. God made me.
- Professor Potty Adam! Adam the first man in the world?
- Adam Yes that's me. I was given an important job by God. He asked me to look after the beautiful garden he had made.
- Dippy Di The whole garden?
- Adam Yes. And he asked me to give all the animals names!
- Professor Potty Wow! That must have been a very difficult job.
- Adam Yes it was. I had to think what would suit them.
- Dippy Di Were you all alone?
- Adam At first I was, then God gave me a friend, her name was Eve.
- Professor Potty So were you good at caring for the garden?
- Adam We were at the beginning but then we started to do things God said we shouldn't do and things started to go wrong. We were greedy and selfish and spoilt the beautiful garden.
- Dippy Di Oh dear, that's not so good.

Adam No it was terrible. And since then things have just got worse. Now there are people all over the world who don't have enough to eat because their crops die, there are places that get flooded because there is too much rain and there are even places where all the animals God made have all been killed. People just aren't looking after God's world. It should be beautiful and people have made a mess of it just like I did. You and the boys and girls need to do a better job than I did.

Professor Potty That's true. Adam thank you for coming to tell us your story and for helping us to understand that we should look after God's world.

Adam goes back into the Time Machine and disappears.

Dippy Di Wow! That was exciting!

Professor Potty Yes it was but he is right, we don't look after the world properly – look at all the rubbish that people leave lying about.

Dippy Di Yes and the ice is melting and making it hard for the polar bears.

Professor Potty I wonder what it's like for boys and girls in other places?

Dippy Di I don't know, maybe we can find out for later?



Script - Day 1 (Part 2) Professor Potty Meets Raj or Anya
Characters

- Professor Potty
- Dippy Di
- Raj (M) or Anya (F) wearing a Sari or similar

Dippy and the Prof are just getting ready to do another activity when the time machine starts making the funny noise again. Raj/Anya walks out of the Time Machine

Professor Potty Can I help you? You look a bit lost?

Raj/Anya Well I have come from Bangladesh so I am quite far from home.

Dippy Di You sure are, why have you come all the way from Bangladesh to (insert name of your town)?

Raj/Anya Well I want to ask you to help me look after the world!

Professor Potty Look after the world, don't we all do that already?

Raj/Anya Yes, but we aren't doing it very well!

Dippy Di What do you mean?

Raj/Anya Well in Bangladesh where I live the sea is getting higher and higher. It means that for many people the land where they live, where they grow crops and keep animals is slowly disappearing.

Professor Potty Disappearing, that is terrible. What do they do?

Raj/Anya They have to move to other places, where other people already live. It's hard to find space to have a house and land to grow crops.

Dippy Di You said we could help? But how? We live so far away.

Raj/Anya Yes, but if you change things here, that can help us in Bangladesh.

Professor Potty How? By turning off lights, and our gadgets like our Xbox or TV?

Raj/Anya Yes that would all help, and you could walk or use your bike instead of going in cars. Cars cause lots of pollution that changes our climate and affect people all over the world.

Dippy Di I never realised that the things I do affect others in other parts of the world!

Raj/Anya They do! You can make less rubbish too by recycling things like paper, plastic and cans. That helps too.

Professor Potty Raj / Anya we didn't realise that the things we do have so many consequences and that we were looking after God's world so badly. Thank you for helping us understand that.



Script - Day 2 (Part 1) Professor Potty meets David and Johnathon

Characters

- Professor Potty
- Dippy Di
- David
- Johnathon (dressed appropriately)

The time machine makes a strange noise

The two men come out of the time machine arms around each other.

- Professor Potty Oh my, we have two visitors today, I wonder who they can be?
- Dippy Di I don't know but they look like they are friendly.
- Professor Potty Hello young men, do we know you?
- David Well you might know me, I am David. I am the shepherd boy who killed the giant Goliath.
- Dippy Di Oh yes I remember, you killed him with a stone.
- Jonathan Yes that's right he did and I am his friend Jonathan, King Saul's son.
- Professor Potty So you are a Prince! (bow)
- Jonathan Well I suppose I am!
- Dippy Di And you are friends with a shepherd boy?
- Jonathan Yes, we are really good friends.
- David After I killed Goliath King Saul, his Dad, brought me to live at the Palace. And we became really good friends.
- Jonathan It was great, we could do all sorts of things together, running, climbing, just hanging out. It was great having a special friend.
- David And I used to help his dad by going and fighting in battles, I was quite good, in fact really good.
- Dippy Di Wow! That's exciting. How did you know that Jonathan was your friend?
- David Well one day he came up to me and said David, have my coat!
- Professor Potty Have your coat?
- Jonathan Yes I gave him my Royal coat to show that we were friends
- Dippy Di That was kind



Script - Day 2 (Part 2) Professor Potty meets Gerhard/Dia

Characters

- Professor Potty
- Dippy Di
- Gerhard (M) or Dia (F) should be dressed in with Scottish tourist props

Professor Potty	It's a busy place today, another visitor. Can I help you?
Gerhard/Dia	My name is Gerhard/Dia and I come from the Czech Republic, I was just at the airport heading home from Scotland but this doesn't look like an airplane.
Dippy Di	It certainly is not, why were you in Scotland?
Gerhard/Dia	Well myself and other people from my church were over visiting our friends from our Twinning.
Professor Potty	What is a Twinning?
Gerhard/Dia	It is when two churches, one in Scotland and one from another country become friends, and as part of that we visit each other in their churches. We do a bit of sightseeing but really we are here to spend time with our friends and find out more about the town they live in and to go to their church.
Dippy Di	So you are getting to know each other better?
Gerhard/Dia	Yes that's right, we have even tried haggis and irn bru when we had our ceilidh.
Professor Potty	I thought you said they were your friends!
Gerhard/Dia	Oh we are but we want to try Scottish things. I love tablet.
Dippy Di	So do I. And have your Scottish friends visited you in the Czech Republic yet?
Gerhard/Dia	Yes, they came and stayed with my family in our house. We had traditional food, we had dumplings and goulash.
Professor Potty	That must be great, and help you to really get to know each other.
Gerhard/Dia	It is!
Dippy Di	So are you going to keep in touch when you go home?
Gerhard/Dia	Oh yes, we use Skype and Facebook and What's App, it's really easy. We have even used Skype to have a church service in Scotland at the same time as they were having one in the Czech Republic.
Professor Potty	That's amazing, well thank you for sharing this with us and the boys and girls. It must be great to have special friends in a different part of the world.



Script - Day 3 (Part 1) Professor Potty meets Bartimaeus

Characters

- Professor Potty
- Dippy Di
- Bartimaeus

The time machine makes a strange noise

Bartimaeus comes out of the time machine. Upfront leaders should be surprised to see him

- Professor Potty It's another one! I wonder who it is today.
- Dippy Di How should I know – he looks like an old man to me.
- Professor Potty Hello (tentatively) are you ok?
- Bartimaeus Yes, I am great; in fact I am more than great I am fantastic!
- Dippy Di Why? What has made life so great?
- Bartimaeus Well you'll never believe it! My name is Bartimaeus and I used to be blind.
- Professor Potty Blind?
- Bartimaeus Yes I was blind, couldn't see a thing
- Dippy Di Not even the seaside? Or the shops? Or your family?
- Bartimaeus No nothing, I didn't know what anything looked like.
- Professor Potty That must have been very hard. So what happened?
- Bartimaeus Well, wait 'til I tell you. I was sitting begging by the side of the road, it was the only way I could get money and I heard this crowd.
- Dippy Di A crowd, were they going to give you money?
- Bartimaeus No, I don't think so. I heard them saying they were with Jesus. I knew that Jesus was doing amazing things all over the place so I just shouted on him.
- Professor Potty You shouted on Jesus? Did he hear you?
- Bartimaeus Well the people in the crowd told me to be quiet, to stop shouting on him but I just called all the louder.
- Dippy Di And then did he hear you?
- Bartimaeus Yes, and they told the people to tell me to come over.

Professor Potty Wow! You got to meet Jesus? What did he say?

Bartimaeus Well he asked me what I wanted from him and I said I wanted him to make me see.

Dippy Di To make you see? How could he do that he wasn't a doctor?

Bartimaeus No he wasn't but he just said ok, and that I would be able to see and as soon as he said it I could see.

Prof Potty Really without an operation or anything?

Bartimaeus Yes he said it was my faith that had made me see. So I followed him and thanked God.

Dippy Di Wow! That was exciting! Thank you for telling us your story.

Bartimaeus goes back into the time machine and disappears.

Professor Potty Imagine not being able to see and then being able to see again, that must have been wonderful.

Dippy Di It would be awesome. I know when I am ill and then I go to the doctor and he helps me get better it's a great feeling.

Professor Potty It is. We are very lucky but in some parts of the world there aren't lots of doctors and nurses to look after people.

Dippy Di I heard about that. It was be scary if you get ill.

Professor Potty Very, maybe the time machine will teach us more later on.



Script - Day 3 (Part 2) Professor Potty meets Shuppo/Tiwonge

Characters

- Professor Potty
- Dippy Di
- Shuppo (M) or Tiwonge (F) (dressed in African clothing)

Dippy and the Prof are just getting ready to do another activity when the time machine starts making the funny noise again.

Shuppo/Tiwonge appear

- Professor Potty We seem to have another visitor, can I help you?
- Shuppo/Tiwonge I do hope so, my name is Shuppo/Tiwonge and I am from Malawi in Southern Africa.
- Dippy Di Malawi, I've heard of that. Is that where David Livingstone went?
- Shuppo/Tiwonge Yes he did, I know he was from this country, he was a special man.
- Professor Potty He was indeed. Shuppo/Tiwonge why are you here?
- Shuppo/Tiwonge Well, I wanted to tell the boys and girls what happened to me.
- Dippy Di Oh I am sure they would like that.
- Shuppo/Tiwonge I live near the Lake in Malawi and we have a small piece of land that my family use to grow crops. At night I sleep under a net.
- Professor Potty You sleep under a net? Why?
- Shuppo/Tiwonge Well in Malawi there are lots of mosquitos and they bite you. A few years ago I didn't sleep under a net because we didn't have any money to buy one and I got bitten.
- Dippy Di Oh that wouldn't be nice. Was it sore?
- Shuppo/Tiwonge It was horrible, one of the mosquitoes was carrying a disease called malaria and I became very ill.
- Professor Potty So did your mum take you to the doctor?
- Shuppo/Tiwonge There are not many doctors in Malawi so mum looked after me but I kept getting more and more sick. A neighbour came round one day and knew I was very ill so he helped mum get me to the hospital that the church runs in a town 4 hours from my home.
- Dippy Di That was a long way to go when you weren't well.

Shuppo/Tiwonge

It was but it is worth it. If the church hadn't built the hospital and made sure there were plenty doctors and nurses then I might have died. They gave me special medicine. After a week in hospital I felt better. All the time my mum was there. And when we left they gave us mosquito nets so that we wouldn't get bitten again.

Professor Potty

Shuppo/Tiwonge I am glad you got to the hospital and are better now. Thank you for sharing your story with us.

Shuppo/Tiwonge goes back into the time machine and disappears.



Script - Day 4 (Part 1) Professor Potty meets the widow

Characters

- Professor Potty
- Dippy Di
- The widow

The time machine makes a strange noise

The widow, wanders out of the time machine looking a little lost

Professor Potty Oh my, that lady looks a bit lost, maybe she is looking for the doctor.

Dippy Di I don't know but I think we should try and help her. Excuse me are you looking for someone?

Widow No, I'm not lost, but I am looking for someone.

Dippy Di Who are you looking for?

Widow The boys and girls, I have something special to tell them.

Professor Potty The boys and girls, well there they all are. What do you want to tell them?

Widow I want to tell them about meeting Jesus.

Dippy Di Jesus, you have actually met Jesus?

Widow Yes I have. It was quite strange really.

Professor Potty Strange? Why?

Widow Well, I was in the temple, that is what we call church where I come from. And everyone was putting their money in the collection. Some people had lots and lots of money to put in.

Dippy Di Did you have a lot of money to put in? Are you rich?

Widow No I'm not rich I didn't have lots of money to put in; in fact I only had two tiny coins left. It wasn't worth much at all.

Professor Potty Mmm, so what did you do? Did you keep it if it was all you had?

Widow Keep it! No of course not, I put it into the collection.

Professor Potty
Dippy Di together WOW!

Dippy Di But you had nothing left?

Widow I know that's true. Jesus saw me, I was so worried.

Professor Potty And what did he say, was he cross that you had given so little?

Widow No that's the amazing thing.

Dippy Di Why what did he say?

Widow He told the people that were with him that it was easy for the rich people to give lots of money because they had lots, but that I didn't have very much; in fact I had given all that I had.

Professor Potty How did he know?

Widow I don't know he just knew and I knew that he was a really special person because he noticed me and cared about me.

Dippy Di That's amazing, imagine giving everything you had and Jesus knowing.

Professor Potty I agree, thank you for telling us all your story.

Widow That's ok, it was good to meet you.

The widow goes back into the time machine and disappears.

Professor Potty That lady was amazing, I don't think I could give everything I have.

Dippy Di I know, me neither.

Professor Potty it's good to give money, but I bet Jesus wants us to use our time and the things we are good at too.

Dippy Di That's true. I wonder if people here do that?



Script - Day 4 (Part 2) Professor Potty meets a Holiday Club Leader

Characters

- Professor Potty
- Dippy Di
- Holiday Club Leader

Dippy and the Prof are just getting ready to do another activity when the time machine starts making the funny noise again.

One of the leaders walks out.

Professor Potty Here we go again, more visitors. This place is busier than (insert local busy place) on a (insert your own busy time)

Dippy Di Oh it's you!

Leader Yes it's me! Why are you so surprised?

Professor Potty Well, to be honest we have had people from all over the world and now we've got you!

Leader Yes I know, I heard you were learning about the widow and her giving all that she had to Jesus.

Dippy Di That's right, did you do the same?

Leader Well yes and no, I do give money but I also give my time and use the things that I am good at to help people learn more about Jesus.

Professor Potty Oh, how's that then?

Leader Well take this week, I should be at work but I have given up my holidays to come and help at the holiday club.

Dippy Di That's true. But that is only one week. That's not very much.

Leader I also help at and weto raise money for

Professor Potty Why do you do all that?

Leader Well it's a bit like the woman; I want to give Jesus what I can.

Dippy Di And do you think he knows? Jesus? That you do all that for Him?

Leader Oh yes, he knows. You know he knows everything about me, even how many hairs are on my head!

Professor Potty That's amazing, and can the boys and girls do things too?

Leader Oh yes, we all can. It doesn't matter if we are young or old, or boys or girls or have lots of money or not very much. Jesus wants us to give him all that we can, of our time and the things that we are good at as well as money.

Dippy Di Well there you go! We can all get involved. That's exciting. Thank you for helping us to understand a bit more about that.

Leader goes back into the time machine.

Professor Potty So Di do you think all of those leaders are friends of Jesus?

Dippy Di I think they must be. Maybe they will talk to the boys and girls a bit more about it in their groups.



Script - Day 5 (Part 1) Professor Potty meets Zacchaeus

Characters

- Professor Potty
- Dippy Di
- Zacchaeus

The time machine makes a strange noise. Zacchaeus comes bouncing out

Dippy Di Hi, what's your name? Are you here for the Holiday Club?

Zacchaeus No, no I am Zacchaeus.

Professor Potty Zacchaeus, that's a different name, are you from round about here?

Zacchaeus Oh no, I'm from Jericho in Palestine.

Dippy Di Oh, you have come a long way.

Zacchaeus Yes I have. But I wanted to tell you all my story, it's very exciting.

Professor Potty Really? Why?

Zacchaeus Well, I wasn't a very nice man. I was a tax collector and I used to take more money from people than I should have.

Dippy Di That wasn't very nice, I bet you weren't very popular.

Zacchaeus No I wasn't, people didn't like me at all.

Professor Potty That's not much of a story.

Zacchaeus Ah but that's not it all! One day Jesus was coming to Jericho and I really wanted to see him, but when I went, I couldn't see him.

Dippy Di Why was that, had you missed him?

Zacchaeus No, it was really really busy and I am quite small. I couldn't see over people and when they saw it was me, they wouldn't let me to the front

Professor Potty Well, you were taking money from them! So you missed Jesus then?

Zacchaeus Ah no, I saw a tree so climbed right up into it and then I could see everything.

Dippy Di Oh that's good, so you actually got to see him?

Zacchaeus Yes but that's not the really amazing thing.

Prof Potty So what is?

Zacchaeus He noticed me and cared about me, so I knew he was special.

Dippy Di He knew you! Zacchaeus, the tax collector?

Zacchaeus Yes me! And you know what he said?

Professor Potty No what?

Zacchaeus He said “Zacchaeus come down I want to come to your house!”

Professor Potty Jesus wanted to come to YOUR house!!

Zacchaeus YES, to my house!

Dippy Di I can’t believe it, Jesus actually wanted to come to your house, and you were the guy who was stealing from everyone!

Zacchaeus I know I couldn’t believe it either and neither could anyone else but he did.

Professor Potty And then what happened?

Zacchaeus Well, I realised that I really had been a very bad guy so I gave away half of all I had to the poorest people and then I gave everybody I had cheated out of money 4 times as much money as I had cheated them out of.

Dippy Di Did Jesus ask you to do that?

Zacchaeus No, I just knew it was the right thing to do; there was just something about meeting Jesus that helped me to understand the difference between what was right and what was wrong.

Professor Potty This Jesus seems quite a guy!

Zacchaeus Oh he is, if he cares about me he is very special indeed. And he cares about all the boys and girls and wants to be their friends too.

Dippy Di I heard that, and I heard he cares about boys and girls all over the world in every country.

Zacchaeus That’s right, every country. Doesn’t matter where you come from or what you are like, if you want to be friends with Jesus and are sorry for the things you have done he will be friends with you.

Professor Potty Well Zacchaeus thank you for telling us your story and for helping us to learn a bit more about Jesus. *Zacchaeus goes back into the Time machine.*

Dippy Di I liked meeting Zacchaeus, he wasn’t a nice guy to begin with but he realised he should change and he did. Sometimes I am not very nice but if I am sorry and follow Jesus I can be his friend too.

Prof Potty I know me too. Maybe the boys and girls can think about that.



Script - Day 5 (Part 2) Professor Potty meets Joshua/Ruth

Characters

- Professor Potty
- Dippy Di
- Joshua (M) or Ruth (F) dressed in middle eastern clothing

Dippy and the Prof are just getting ready to do another activity when the time machine starts making the funny noise again.

- Dippy Di Another visitor! I wonder who it will be
- Joshua/Ruth walks on*
- Professor Potty Wow, you look like you have come from in the Middle East.
- Joshua/Ruth I have, I am from Palestine.
- Dippy Di Palestine, isn't that where Jesus lived?
- Joshua/Ruth That's right.
- Professor Potty Do you know him?
- Joshua/Ruth Well yes, I do actually!
- Dippy Di Really! But you don't look very special or very important.
- Joshua/Ruth I'm not, that's the really amazing thing.
- Professor Potty How do you mean?
- Joshua/Ruth Well Jesus wants to be my friend, even although I sometimes do things I shouldn't, I'm not rich or important, he just wants to be my friend. He knows everything about me, even how many hairs are on my head!
- Professor Potty That's amazing, and can the boys and girls be friends with Jesus too?
- Joshua/Ruth Oh yes, we all can. It doesn't matter if we are young or old, or boys or girls or have lots of money or not very much. Jesus wants to friends to us all.
- Dippy Di Well there you go! We can all be part of God's big family. That's exciting. Thank you for helping us to understand a bit more about that.
- Joshua/Ruth goes back into the time machine.*
- Professor Potty So Di, do you think all of those leaders are friends of Jesus?
- Dippy Di I think they must be. Maybe they will talk to the boys and girls a bit more about it in their groups.

Craft Toolkit

There are lots of ideas for crafts available online and through craft packs available from various online retailers. We have given some suggested crafts that you may wish to use or that might inspire you to create your own ideas. Templates for some of these examples can be found within this craft toolkit.

When thinking about your crafts, you should bear in mind your theme of the day, your daily Bible story and where in the world your time machine visitors have come from.

Craft Ideas

Day 1

Decorate the world using various methods and resources. (Template in Craft Toolkit)
He's got the Whole World, in his hands: make a 'Stained glass window' world out of tissue paper and using black paper draw round the children's arms and stick on as a silhouette.
Make plant pots, design as the world, and plant a seed(s) for the children to watch grow.

Day 2

Make a people chain as we learn that we can all be friends together. (Template in Craft Toolkit)
Make friendship bracelets using embroidery threads.
Make a postcard to send to someone in another country.

Day 3

Make African drums (Instructions in Craft Toolkit)
You could make African material prints on paper and make flags/bunting to decorate the hall.
You could use wool or strips of colourful paper to weave your own pattern of material.

Day 4

Make a gift box (Template in Craft Toolkit)
Homemade Jewellery
If you have the facilities, you might want to make something in the kitchen, truffles, biscuits, cakes.

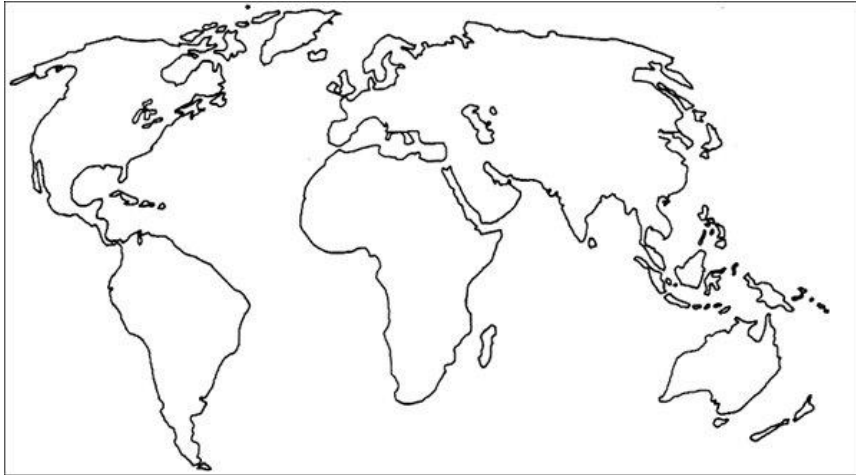
Day 5

Mosaic Tile (Instructions in Craft Toolkit)
Sandpaper drawings, using crayons to draw into the sandpaper.
Make 3D pyramids out of card and decorate them



Day 1

Professor Potty Meets Adam: Craft



We want the children to be encouraged to think of themselves as part of a great big world.

Our craft today is a world map.

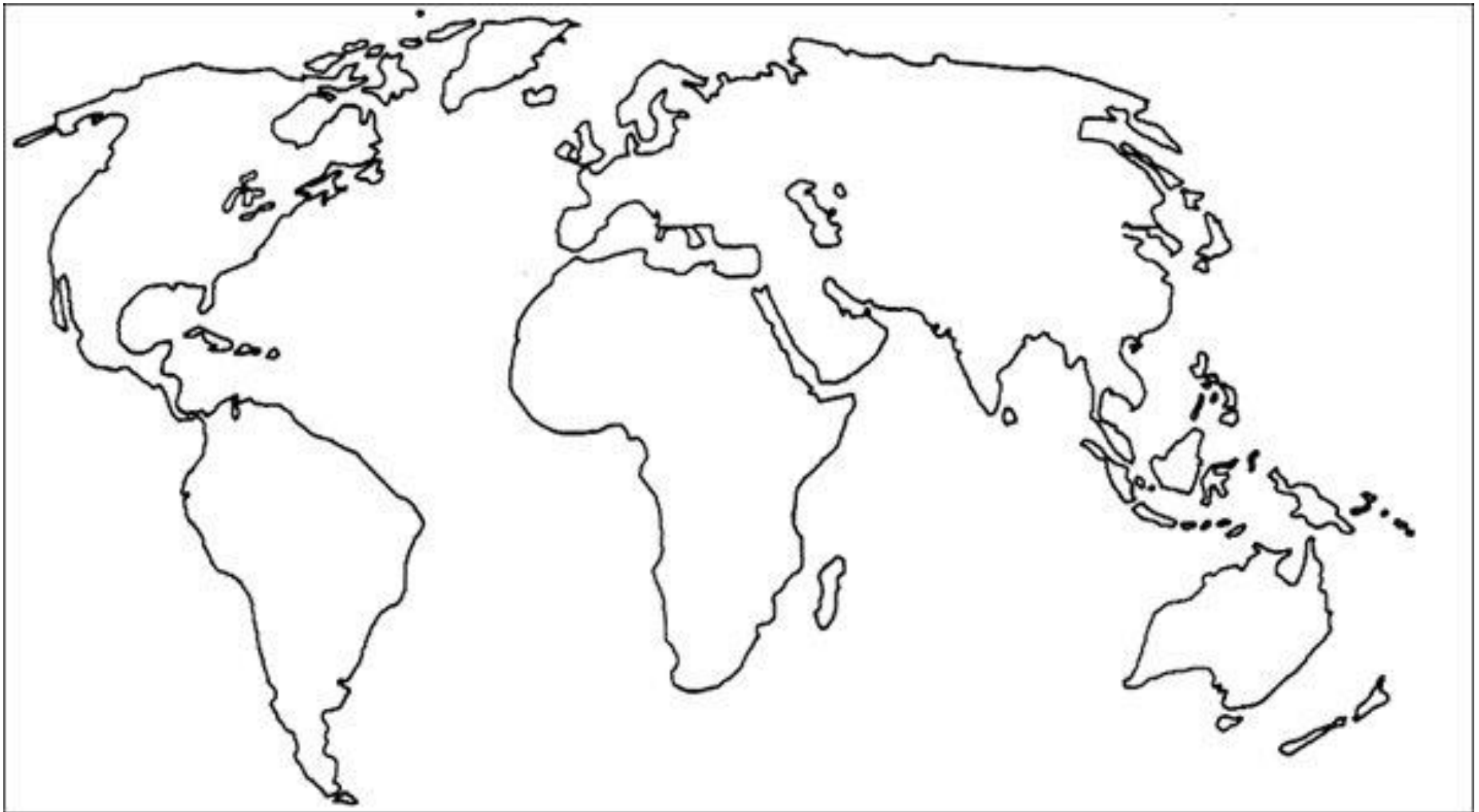
You will need:

1. World template (1 per child).
2. Paint, pens, coloured glitter, coloured tissue paper

Instructions:

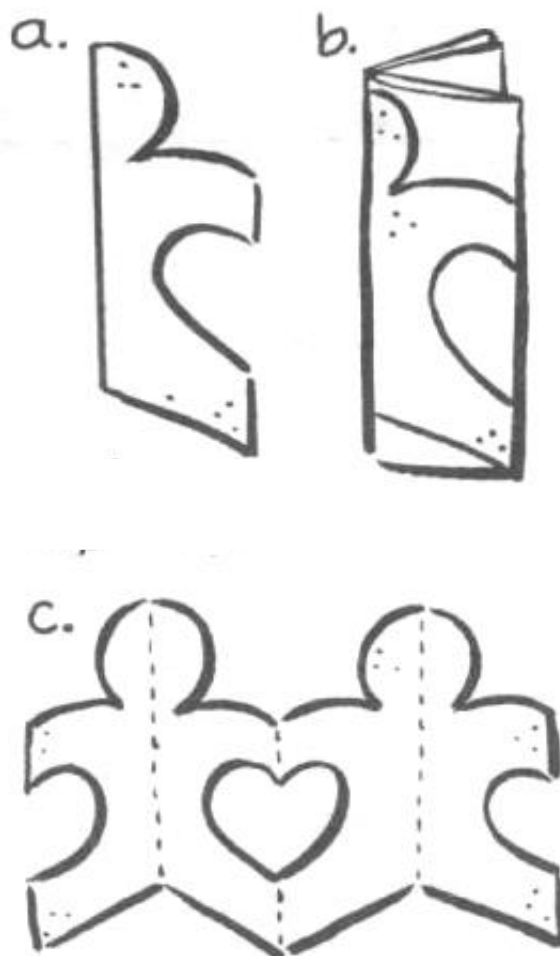
1. Encourage the children to use pens, paint or glitter, use materials to make the sea blue then the land green, and the polar areas white.
2. Older children could use coloured tissue paper that they scrunch up and glue to the various parts of the world.
3. The children could also make and add different people to the map each day based on the visitors from each day.

Professor Potty's World Map



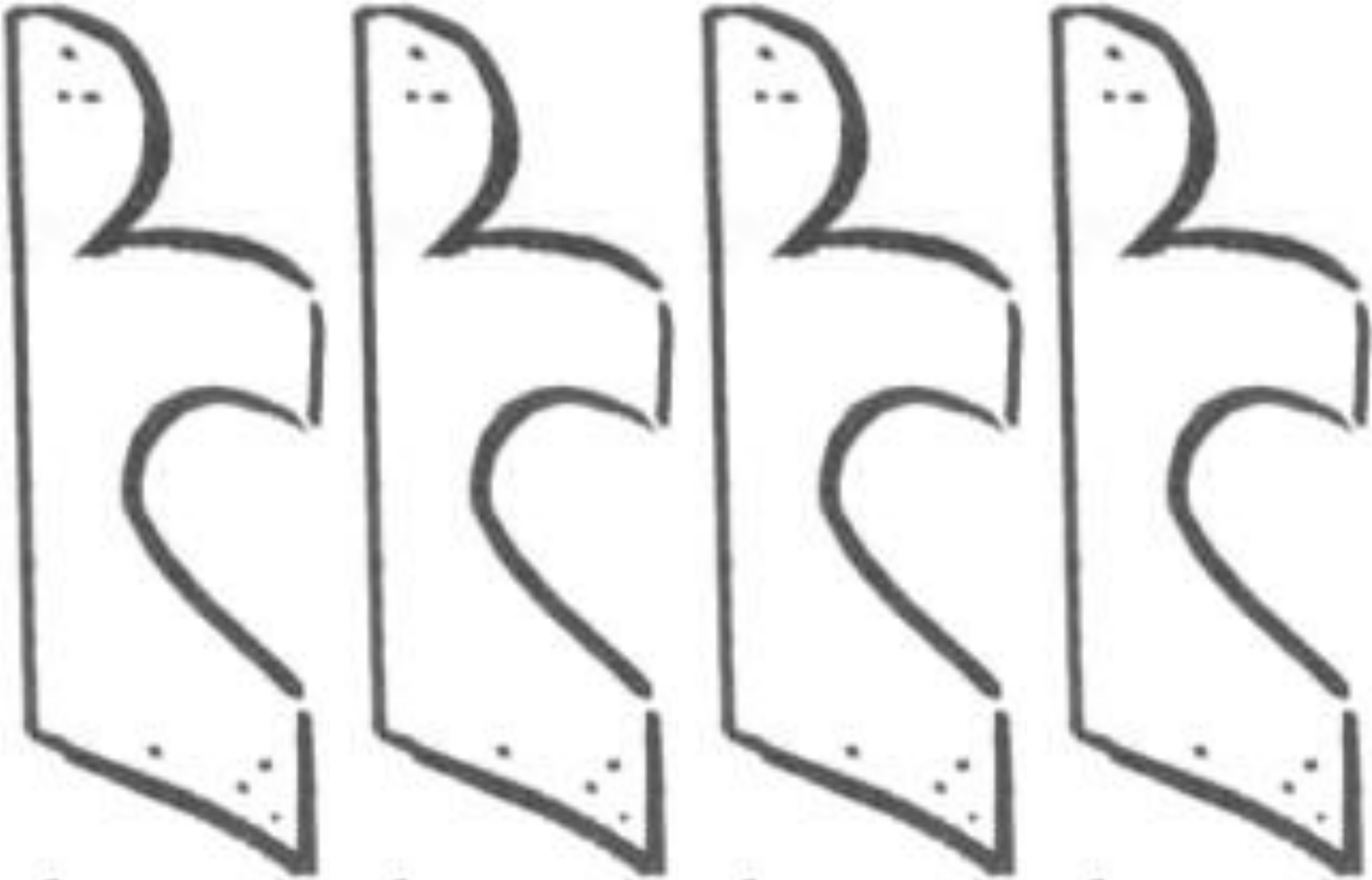
Day 2

Professor Potty Meets David and Jonathan: Craft



1. Make several cardboard patterns as shown in sketch a. Note the shape between the arms and legs as this will give the surprise shape in the end.
2. Give each child a sheet of white paper, a pencil and a pair of scissors. (You may wish to help younger children cut out)
3. Children fold the paper in half and in half again (see sketch b).
4. Children place pattern on the folded paper so the straight edge of pattern is on folded side and other edge of pattern touches other side of paper.
5. Children trace, cut, and open their paper to discover the surprise love heart between friends (see sketch c). They can then colour in and dress their people.

People Chain Template



Day 3

Professor Potty Meets Bartimaeus: Craft



What you need

A small and medium sized disposable cup (or similar) for each child

An elastic band per child

A circle of strong paper or card which overlaps the top of the large cup.

Crayons, paint or stickers.

Instructions

1. Decorate the white cups
2. Cut out the bottom of the large cup until the bottom of the small cup can fit through it – but not too much!
3. Place card/paper over top of large cup and secure with elastic band.
4. Your drum is ready.

Day 4

Professor Potty Meets the Widow: Craft

Gift Box

As the theme for today is giving, why not make a gift box, you could always put in some sweeties for the children to give to someone when they get home.

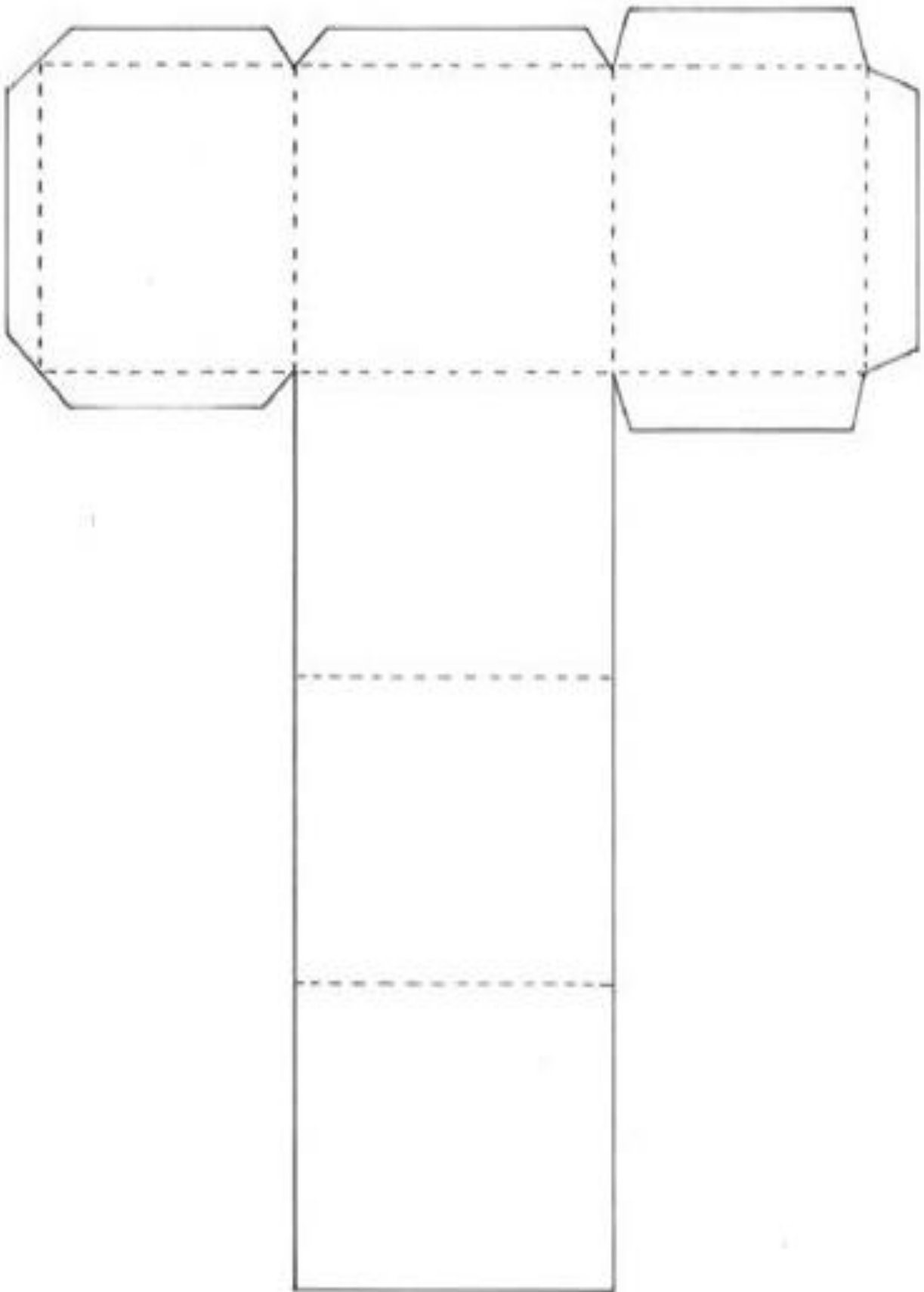
You will need

1. 1 piece of A4 Card for each child (you may want to draw the template onto the card to save time.)
2. Template (sample over the page)
3. Glue or tape
4. Pens/Pencils, anything to decorate your gift box

Instructions

1. Give each child a card with the box shape drawn on or give them a template to draw round it themselves
2. Cut out the box shape and fold the lines to start making the box shape. Make sure to fold the tabs at the side which will hold together your box.
3. Decorate your boxes
4. Help them to stick the box together, making sure you don't stick down the lid.
5. Fill the box with tissue paper and sweeties (or similar)

Gift Box Template



Day 5

Professor Potty Meets Zacchaeus: Craft

Middle East Mosaic



You will need

1. Strong white card
2. Glass blobs/beads of different colours. If this is too expensive use very small scrunched up shiny/metallic paper.
3. Glue

Method

1. Give each child a piece of card.
2. Have a selection of beads or paper available.
3. Encourage the children to stick the beads or paper in a design.
4. Allow to dry.

Group Leaders Toolkit

We have allowed time in each day for the Children to have the opportunity to further explore the story and theme of the day. We have split the age groups of the children into two groups, P1 – P4 and P5 – S1. You may want to change and amend this to suit the needs of your holiday club.

This toolkit has been split into two sections, one for each age group. The packs include activities, worksheets and discussion points for each day's group time.

You may wish to use a Children's Bible to read the story to your groups.

Group Leaders Toolkit Contents

Group Leader Toolkit: P1—P4

Day 1: Professor Potty meets Adam	53
Day 2: Professor Potty meets David and Johnathon	55
Day 3: Professor Potty meets Bartimaeus	58
Day 4: Professor Potty meets the Widow	61
Day 5: Professor Potty meets Zacchaeus	63

Group Leader Toolkit: P5—S1

Day 1: Professor Potty meets Adam	65
Day 2: Professor Potty meets David and Johnathon	67
Day 3: Professor Potty meets Bartimaeus	70
Day 4: Professor Potty meets the Widow	72
Day 5: Professor Potty meets Zacchaeus	75



Group Leaders notes P1 – P4:

Day1: Professor Potty meets Adam

Read Genesis 1: 1 – 31 or select passages

Discussion Points:

- Encourage the children to think about the world that God made, the perfection that he created. Explain that God gave human beings the responsibility to look after the world. (v27 – 31)
- Adam and Eve didn't do a very good job; they disobeyed God and didn't look after the world as they should have.

Wider Discussion:

Ask the children if they have ever been given a new bike or scooter for a birthday or Christmas? What was it like? Did they look after it?

Ask them to think about what the bike or scooter would look like if they left it out for a night in the rain? They might think it would be ok, a bit wet so they would need to dry it the next day.

What about if they left it out for a week or two weeks? Would it begin to get damaged? Maybe rust?


What if they left it out all winter? Would it be any good? Would they want to use it?

Explain that this is a bit like the world, people haven't been looking after it and it has got dirty and become damaged.

Try and help them to think about how we can look after things and people better.

Professor Potty meets Adam: Work Sheet

God gave Adam a beautiful garden to look after. Draw a picture of the beautiful garden.



Group Leaders notes P1 – P4:

Day 2: Professor Potty meets David and Jonathan

Today's Bible story is about two friends, David and Jonathan, who showed love and friendship to one another.

Read (the story below, doing actions or facial expressions for the words in bold)

King Saul felt **grumpy** and **sad**. King Saul felt so **grumpy** and **sad** that everyone tried to think of a way to make him feel **happy**. One of the king's helpers had an idea. "King Saul," the helper said, "if someone could play **happy** music on the harp, you might feel **happy**." King Saul thought that was a good idea!

The helper said. "David plays the harp very well. God is with him."

A helper went to talk to David's father. **Step, step, step**. David was taking care of his family's sheep. But his father said he could go and help the king.

Soon David came to live in the king's house. David loved God and was glad to help King Saul by **playing** his harp. David's music helped King Saul feel **happy** again.

David liked living in the king's house. One of the people David liked best in the King's house was King Saul's son. His name was Jonathan. They became best friends. David and Jonathan made a special promise to each other. "We will ALWAYS be good friends!" they said. "We will ALWAYS help each other."

One day Jonathan did something to show how much he liked David. "David, I am **giving** you my coat," Jonathan said. Then Jonathan brought his best bow and arrow to David. "You may have my bow and arrow, too." Jonathan said.


David knew that Jonathan was his good friend. And Jonathan knew David was his good friend. This made David **happy!**

Discussion Points:

- Who are some of your friends?
- How did Jonathan show his love for his friend David? (Gave him a coat. Gave him a bow and arrow.)
- Giving gifts is one way Jonathan showed God's love and kindness to David. We can show God's love and be kind to our friends, too!
- How can you be kind to your friends today? (Share toys. Give a hug. Say nice words.)

Spot the Differences in David and Jonathan

Compare the picture on the top with the picture on bottom. Circle the 16 things that are different.



Spot the Differences in David and Jonathan

Compare the picture on the top with the picture on bottom. Circle the 16 things that are different.



Group Leaders notes P1 – P4

Day 3: Professor Potty meets Bartimaeus

Activity:

In advance

Provide a pair of inexpensive sunglasses and cover the lenses of the glasses with duct tape so the children cannot see, or spread petroleum jelly on the lenses to make the children's vision blurry.

On the day

Have each child put on a pair of sunglasses that hamper his or her vision.

Have the children do various exercises with the glasses on their eyes: jumping jacks, touching their toes, arm circles.

Have the children take off their glasses and do the same exercises.

How did it feel to do the exercises without being able to see? Was it hard? Was it scary? Which way was easier?

Read:

The Bible story today is about a man named Bartimaeus who could not see, (you may wish to use the Children's Bible)

Bartimaeus heard that Jesus was coming through his town. He called, and called to Jesus, and Jesus came to him!


Professor Potty meets Bartimaeus: Work Sheet

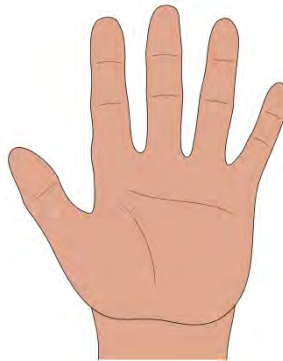
Today we have been thinking about Bartimaeus being healed. What do these parts of the body help us to do? How would we feel if we couldn't do one of these?












Jesus helped Bartimaeus, can you draw a picture of you helping someone else.



Group Leaders notes P1 – P4

Day 4: Professor Potty meets the Widow

Read

Mark 12: 41-44

Discussion Points

In your groups, get the children to think about the stories of the widow and of the leader.

Talk to them about how they both gave Jesus the best that they had.

The widow was a very poor woman who did not have much to give but she gave all that she had, her very best.

In the same way the leader has given their time and their talents to be the best leader that they can be during the holiday club.

Using the activity for today, encourage the children to think about the different skills and talents that they have. How can they use them to good things and not bad things?

You could think of a few famous people as examples of people who are using their talents well and giving their all.

Giving Match Game

Print two sets of the cards. Cut out the cards along the black lines. Mix up the cards and lay them out face down in rows. Turn over any two cards at a time. If the pictures match, remove them from the table. This counts as one set. If you make a match, you may take another turn. If they do not match, turn them back over and let the next person try. The person with the most sets wins!



Group Leaders notes P1 – P4

Day 5: Professor Potty meets Zacchaeus

Read

Luke 19 v 1-9

Discussion Points

Today we are reminded that Jesus is a friend to everyone.

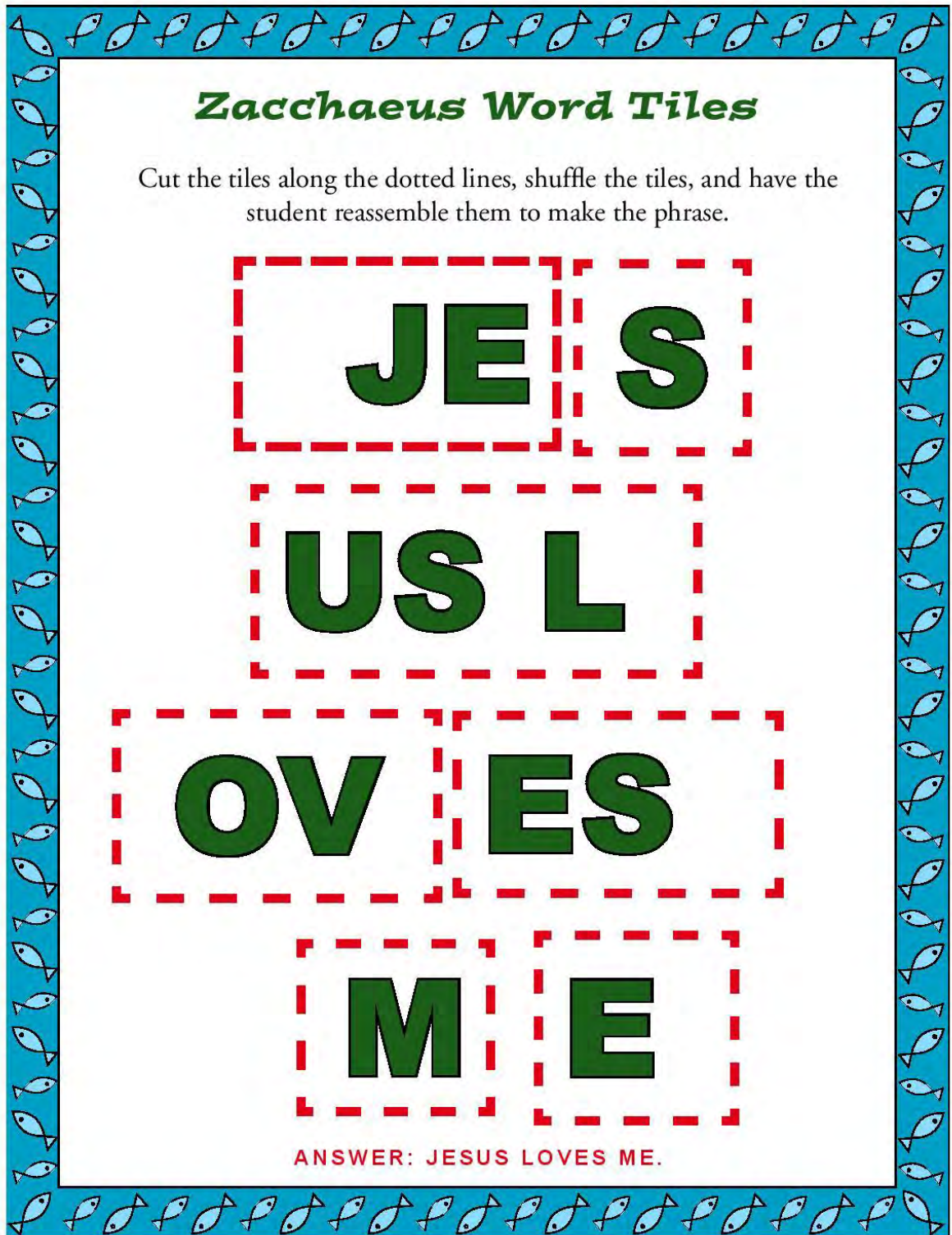
As this is the last day, we want to remind the children of all the different things that they have learned this week: Caring for the world, health, friendship and giving.

Today we learnt that Jesus wants to be friends with everyone, wherever you come from, whatever you look like, even if you are not always good. He cares about you and wants you to be his friend.

Encourage the children to think how Zacchaeus felt when he couldn't see Jesus and how he felt when Jesus asked to come to his house.

Then think about how Zacchaeus had to change to stay a friend of Jesus.

You may want to talk to them about what they might need to change or do differently if they want to be a friend of Jesus.



Zacchaeus Word Tiles

Cut the tiles along the dotted lines, shuffle the tiles, and have the student reassemble them to make the phrase.

J E S

U S L

O V E S

M E

ANSWER: JESUS LOVES ME.

Group Leaders notes P5 – S1

Day 1: Professor Potty meets Adam

Read Genesis 1: 1 – 31 or select passages

Discussion Points:

- Encourage the children to think about the world that God made, and the perfection that he created.
- Explain that God gave human beings the responsibility to look after the world (v27 – 31)
- Adam and Eve didn't do a very good job, they disobeyed God and didn't look after the world as they should have.

Wider Discussion:

- Ask the children if they have ever been given a new bike or scooter for a birthday or Christmas? What was it like? Did they look after it?

Ask them to think about what the bike or scooter would look like if they left it out for a night in the rain? They might think it would be ok, a bit wet so they would need to dry the next day.

What about if they left it out for a week or two weeks? Would it begin to get damaged? Maybe rust?

What if they left it out all winter? Would it be any good? Would they want to use it?

Explain that this is a bit like the world, people haven't been looking after it and it has got dirty and become damaged.

Try and help them to think about how we can look after things and people better.


- From the example of Bangladesh and others they may know about, ask them to think about ways in which us not caring for creation is impacting on people all over the world

What do they think they we can do to help get the world back to the way God intended? You might need to offer some suggestions.


You can also begin to encourage them to think about how we can have a better relationship with God.

Professor Potty meets Adam: Work sheet

God has given a beautiful world to look after but people have messed it up in lots of different ways. Think about the things people do that make our world a mess. Draw a few in the box.



Now think about things that we can do to help care for the world and help people living in countries like Bangladesh. Draw your ideas in the box.



Group Leaders notes P5 – S1

Day 2: Professor Potty meets David and Jonathan

Discussion Points:

We have been talking about friends today. Good friends David and Jonathan and Twinning friends between Scotland and Czech Republic

- How many of you have best friends? (allow for responses)
- What does it mean to be a good friend? (allow for responses and take a note)
- What do you like to do with your friends? (allow for responses and take a note)

We are going to practice the things you said about being a good friend and things you like to do with your friends.

Let's get started!

- Have the children act out the items you wrote down from your discussion.
- Make sure each child has a chance.

Now explain to the children that it is important to be a good friend and that we can all be good friends, just as the people we learned about today were good friends.

You can also begin to introduce the idea of Jesus being our special friend who is always with us and who will never let us down.

Professor Potty meets David and Jonathan: Work sheet

JONATHAN'S SECRET CODE

A	B	C	D	E	F	G	H	I	J	K	L	M
26	25	24	23	22	21	20	19	18	17	16	15	14

N	O	P	Q	R	S	T	U	V	W	X	Y	Z
13	12	11	10	9	8	7	6	5	4	3	2	1

Use the code above to find out what Jonathan said to David.

20	12		18	13		11	22	26	24	22
-	-		-	-		-	-	-	-	-

4	22		19	26	5	22
-	-		-	-	-	-

11	9	12	14	18	8	22	23		7	12
-	-	-	-	-	-	-	-		-	-

25	22		21	9	18	22	13	23	8
-	-		-	-	-	-	-	-	-

Think of 3 ways when someone has been a good friend to you:

1. _____

2. _____

3. _____

How did it make you feel?

Can you think of a time when someone has not been a good friend?

How did that make you feel?

How could you be a better friend this week?

Group Leaders notes P5 – S1

Day 3: Professor Potty meets Bartimaeus

Read

Mark 10: 46–52.

Ask the children to shut their eyes and try to imagine the scene as you read

Discussion Points

- Get the children to think about how Bartimaeus might have found out that Jesus was nearby.
- What made him ask Jesus to heal him?
- What might have made him think Jesus had the authority to do this?

Activity

Get the children to invent a drama which starts with Bartimaeus getting up in the morning and finishes with him going to bed. Remind them how that day would have been a day of two halves for Bartimaeus, and that their drama should show this. In the first half, he would have been blind, so they should focus only on the things he would have heard, but not seen. Perhaps one of them could be Bartimaeus and the others could do some sound effects for the things he would have heard that day. Encourage them to use the ideas they just talked about to show how Bartimaeus might have known Jesus was near and could heal him. The second half of Bartimaeus' day would have been completely different, as he was able to see things that he had never seen before. Encourage them to think about how Bartimaeus would know what things and people were. Ask them also to think about how he responded to Jesus.

They should use their Bibles to find Mark 10: 46–52, and make sure their dramas are accurate. Give them time to practice and then watch their drama. If you have a large group, you could split them into smaller groups and they could then watch each other's drama.

Professor Potty meets Bartimaeus: Work sheet

Bartimaeus was blind, he could not see. He had to use his other senses to help him appreciate and understand the world around him. Try and find the senses he used, and some other words from the story in the word search below.

H	S	I	G	H	T	S	D
E	A	T	O	U	C	H	V
A	E	J	P	F	I	H	C
R	B	E	T	S	A	T	A
I	O	S	G	E	M	K	L
N	J	U	S	M	E	L	L
G	L	S	I	S	Y	E	U
E	C	R	O	W	D	J	P

TOUCH

TASTE

HEARING

CROWD

SMELL

JESUS

SIGHT

CALL

Jesus helped Bartimaeus to see. When Bartimaeus called out to Jesus he heard him and helped him.

When do you think Jesus might help us when we ask him? Write down your ideas here

.....

.....

.....

Group Leaders notes P5 – S1

Day 4: Professor Potty meets the Widow

Read

Mark 12: 41-44

Discussion Points

In your groups, get the children to think about the stories of the widow and of the leader.

Talk to them about how they both gave Jesus the best that they had.

The widow was a very poor woman who did not have much to give but she gave all that she had, her very best.

In the same way the leader has given their time and their talents to be the best leader that they can be during the holiday club.

Using the activity for today, encourage the children to think about the different skills and talents that they have. How can they use them to do good things and not bad things?

Perhaps think of a few famous people as examples of people who are using their talents well and giving their all.

Hidden Pictures Jesus Taught About Giving

Find each of these items hidden in the picture: comb, envelope, cup, thumbtack, triangle, spoon, boomerang, pretzel, Easter egg, and a slice of bread. When you find all the items you may color the picture.



Hidden Pictures Jesus Taught About Giving

Find each of these items hidden in the picture: comb, envelope, cup, thumbtack, triangle, spoon, boomerang, pretzel, Easter egg, and a slice of bread. When you find all the items you may color the picture.



Copyright © 2013 SundaySchoolZone.com. All Rights Reserved.

Free to duplicate for church or home use. Visit <http://www.SundaySchoolZone.com>

Group Leaders notes P5 – S1

Day 5: Professor Potty meets Zacchaeus

Read

Luke 19 v 1-9

Discussion Points

Today we are reminded that Jesus a friend to everyone.

As this is the last day, we want to remind the children of all the different things that they have learned this week, caring for the world, health, friendship and giving.

Today we learnt that Jesus wants to be friends with everyone, wherever you come from, whatever you look like, even if you have been bad. He cares about you and wants you to be his friend.

Encourage the children to think how Zacchaeus felt when he couldn't see Jesus and how he felt when Jesus asked to come to his house.

Then think about how Zacchaeus had to change to stay a friend of Jesus.

You may want to talk to them about their ideas of what they might need to change or do differently if they want to be a friend of Jesus.



Zacchaeus Word Line Up



Unscramble each of the clue words. Take the letters that appear in the circled spaces and use them for the final question.

CHIR



NISLUF



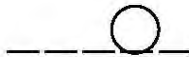
XTA



OLTS



RTOSH



SEDHU



CHOREJI



Where did Zacchaeus watch Jesus?



Zacchaeus Word Line Up



Unscramble each of the clue words. Take the letters that appear in the circled spaces and use them for the final question.

CHIR

R I C H

NISLUF

S I N F U L

XTA

T A X

OLTS

L O S T

RTOSH

S H O R T

SEDHU

H O U S E

CHOREJI

J E R I C H O

Where did Zacchaeus watch Jesus?

I N A T R E E

Administration Toolkit

Your administration toolkit is here as an aid to help you plan and run your holiday club. Please feel free to amend or change anything to suit your needs.



Administration Toolkit Contents

Template Registration Form	80
Template Daily Schedule	82
Attendance Sheets	84
Professor Potty Poster	86
Potty Song List	88
Make your Potty Time Machine	90
Food and Drink Ideas	92
Suggested Games	94
Memory Verse Cards	96
Logo	98

Professor Potty Registration Form

Childs Name	
Date of Birth	
School Year	

Emergency Contact Information

Contact 1 Name		Relationship	
Tel.		Tel.	
Contact 2 Name		Relationship	
Tel.		Tel.	

Please tick the relevant box(es) and provide details of any dietary requirements, medical conditions, disabilities or special educational needs (SEN).

Please tick as appropriate	Please provide additional information
<input type="checkbox"/> Allergy	
<input type="checkbox"/> Hearing impairment	
<input type="checkbox"/> Learning difficulty	
<input type="checkbox"/> Long-term illness/condition	
<input type="checkbox"/> Special dietary requirement	
<input type="checkbox"/> Physical impairment	
<input type="checkbox"/> Mental health condition	
<input type="checkbox"/> Sight impairment	
<input type="checkbox"/> Other information	
<input type="checkbox"/> None to declare	

Over the course of the holiday club, photos and/or videos may be taken. Please indicate which statement you agree with, please only pick one.

	I am happy for photographs/videos to be taken of my child during holiday club activities and used in national and local Church of Scotland publicity, communications, publications or digital channels (eg websites, social media).		
	I am happy for photographs/videos to be taken of my child during holiday club activities for use within the holiday club premises only, not used in national and local Church of Scotland publicity, communications, publications or digital channels (eg websites, social media).		
	I do not wish any photographs/videos to be taken of my child while they undertake holiday club activities.		
Signed Parent/Carer		Date	

Day Schedule

Day:

Theme:

Time	Event	Lead

Attendance Sheet

Group:

Group Leader:

Name	Monday	Tuesday	Wednesday	Thursday	Friday

TIME TRAVELLERS WANTED!

Professor Potty invites you into his laboratory to see his brand new invention, his Potty Time Machine! Come along and see what the Professor and his assistant Dippy Di, get up to as they use their time machine to meet people from the Bible and from around the world.



JOIN US:



The Church of Scotland
World Mission Council

Potty Song List

Throughout the holiday club, we would encourage you to sing songs each day. We have provided a suggested song list that you may want to use, however you should feel free to use some favourite songs as well.

We have tried to keep the songs on a world theme or on the theme of going on a journey.

Theme Songs

We would recommend that you pick one song that you sing at the beginning and at the end of each day, this will be your theme song. You may want to use:

- **'Wonderful World' by Fishy Music.**
- **'On this road' by Fishy Music**
- **'We're going on a Journey' by Fishy Music**

World/Journey Songs

- **'We're God's Children'** By Barbara Ann Sweetin
Tune: Frere Jacques (Sing as a round)
We're God's children, we're God's children
Far and near, far and near
We are all so different, we are all so different
All loved here, all loved here
- **'We are marching in the light of God.'** (Siyahamba) – CH4 516
- **'Creativity' by Fishy Music**
- **Jesu, tawa pano – CH4 773** this is good if you want to introduce a song in a different language to reinforce the theme of God being all over the world.
- **'Raise the banner'** by Dave Godfrey
- **'God's love is big'** by Dave Godfrey

Make your Potty Time Machine

Your time machine can take any form that you wish, below are some suggestions that you might find useful for setting your holiday club scene.

Using a giant cardboard box, your time machine could resemble a Tardis. Make sure that you cut out two doors, one at the front and one at the back, for your guests to make their appearance throughout the day.

Or you may want to make an arch way out of cardboard or use an existing door to create your time machine. Decorate around it and use a tinsel curtain for your guests to make their appearance through.

Why not paint your time machine a bright colour? Be sure to include lots of dials, buttons or a computer screen to make the time machine look real. You may even want to attach some pipes, hoses or Slinkys coming out of your walls and going back in again. You could include a clock on the door of your time machine. Why not add some fairy lights to look like dials? Many of them have different settings and they could flash when someone is about to come through the time machine.

Adding some laboratory accessories to your stage area could help create an atmosphere. You can use beakers and test tubes to decorate a work station for Professor Potty and include some fun experiments to your area. You may also want to include some small, fun experiments throughout the week.

Food and Drink Ideas

You may have the facilities to make and prepare food with the children, which is fantastic. Otherwise why not buy foods from around the world instead? Please bear in mind if any of your children have allergies and provide a suitable alternative. You should ensure that food is kept separate.

Fresh Fruit Salads Pre-cut all your fruit into separate bowls and place on a table. The children can make up their own fruit salad from the fruit available, or if you think it is safe enough put it on a wooden skewer. Ideally you would have a chocolate machine to dip the fruit into the liquid chocolate.

You could try fruits from other countries such as mango, pineapple, papaya, guava, kiwi fruit, banana, lychee etc and talk about the countries that they come from.

Mocktails You will need a selection of fruit juices and coconut milk on display, preferably with straws and little umbrellas and sliced oranges/lemons/limes to put around the edge of the glass. Invite the children to make up their own juice which would represent the continent they are looking at that day.

Cake Decorating Using fairy cakes (pre-made) let the children decorate with icing using the colours of countries flags.

Fairtrade Baking You will need enough small cake cases, grapes or Fairtrade bananas and melted Fairtrade chocolate for all the children and more. Allow the group to put a small amount of melted chocolate into each case, adding their fruit and drizzle with chocolate – a slight variation and healthier option than top hats!

Banoffie Pie Bananas are popular all over the world. Buy or make some small pastry bases, bananas, pre-made caramel sauce, aerosol cream and fruit of the colours needed like blueberries for blue, lemons for yellow, strawberries for red etc. Fill the cases with the bananas and then the sauce and the cream. Decorate with the fruit, in the design and colour of a flag you have selected for that day.

Middle East

Hummus

You could have volunteers make this in advance in your church kitchen so that it is available to be tried by the children, (or buy readymade)
Put 500g chickpeas, 175g Red Peppers, 1tbsp chopped garlic, 3 tbsp chopped coriander leaves, 1tsp paprika 3tbsp chopped onion and 1tsp ground black pepper into a food processor and blend until smooth. Slowly add 60mls extra virgin olive oil. Leave for 1 hour and serve with pitta bread.

Africa

Tzatziki

You could have volunteers make this in advance in your church kitchen so that it is available to be tried by the children, (or buy readymade)
Slice ½ a cucumber in half and scrape out the core with a spoon. Grate the cucumber and then squeeze out any excess moisture before transferring to a bowl. Add 125mls Greek yoghurt, 30mls sour cream, a handful of chopped mint leaves, and stir to combine. Season with salt and pepper to taste. Serve with pitta bread or crisps.

Asia

Why not buy some shop made sushi for the children to try. You can buy sushi in all varieties (fish, vegetable, chicken etc) from most large supermarkets.
You could also try beansprouts, water chestnuts and bamboo shoots or buy a shop made Edamame bean salad.

Europe

Choco Salami

You could have volunteers make this in advance in your church kitchen so that it is available to be tried by the children or let the children make it themselves!!
In a pot melt and mix together 100g margarine, 1dsp cocoa powder, 150g sugar and 1 egg. Add in the 150g crushed digestive biscuits, 100g mixed nuts (optional) and 50g raisins. Work together and roll into a sausage shape and leave to set.

Suggested Games

During your holiday club programme, you may have the opportunity to play games. How about trying to include different games from around the world or games based on the theme for the day? You can find a lot of game ideas online, or why not try taking your favourite game and adapting it to the theme? Here are a few suggestions to get you started.

What's the time Professor Potty?

How to play: One child is chosen to be Professor Potty (why not give them a white coat), who stands at one end of the playing area. The other players stand in a line at the other end. Professor Potty turns his back to commence play. The players call out, "What's the time Professor Potty?" and Professor Potty turns and answers with a time (i.e. 3 o'clock). He then turns his back again while the children advance again chanting "What's the time Professor Potty?", to which Professor Potty will continue to respond until the players come very close. Once the line of players is close to Professor Potty, he can respond to the chant with "it's experiment time!" at which point, he will chase the players back to the starting line with the aim to catch one of them, who will then become Professor Potty for the next round of the game.

Capture the Flag

You will need: A large group of children
2 flags or markers (anything bright and light-weight, such as a T-shirt, will do)
A large area, which can be roughly divided into two

How to play: Split the children into two teams and allocate each team with one half of the area. Each team chooses a base position, where they keep their "flag", and a jail position, where they will keep their prisoners, and makes it known to the other team. Each team now tries to capture the other team's flag. Whenever a team member ventures onto the other team's territory, they are at risk of being caught (tagged) by the enemy team. When caught they are taken to that team's jail, where they must remain until they are freed (tagged) by one of their team members. When someone manages to capture the other team's flag and return it to their own territory, their team wins.

Hints: Older children will probably organise their teams so that some players guard, others hunt. Younger children will probably run around a great deal and just have fun!

Blind man's bluff

You will need: All you will need is a blindfold and enough space for some excitable children!

How to play: Choose one child to be "it", and blindfold them. Turn them round a few times to disorientate them a little, while the other children group themselves around them. Then let them try to tag one of the other children, who will then become "it".

Variation: Play as above, but when a child is caught the blindfolded child must try to guess who it is by carefully feeling their face and hair.

Chinese Ball

This traditional Chinese playground game develops children's ball skills and their concentration - it really keeps them on their toes!

You will need: A ball as appropriate for the age group (such as a basketball)

How to play: Children stand around in a circle with the ball which is thrown quickly around and across the circle. When a child catches the ball, the children on either side must raise one arm - the arm nearest the child with the ball - and hold it in the air until the ball is passed on to another child.

If a child fails to catch the ball, or fails to raise the correct arm when their neighbor catches the ball, or is too slow to pass the ball along, they drop out. When there are only 5 children left in the circle, they are all declared winners, and the game starts again.

Memory Verse Cards

Professor Potty's Memory Verse

A new commandment I give to you,
that you love one another: just as I
have loved you, you also are to
love one another. By this all people
will know that you are my disciples,
if you have love for one another."

John 13:34



Professor Potty's Memory Verse

A new commandment I give to you,
that you love one another: just as I
have loved you, you also are to
love one another. By this all people
will know that you are my disciples,
if you have love for one another."

John 13:34



Professor Potty's Memory Verse

A new commandment I give to you,
that you love one another: just as I
have loved you, you also are to
love one another. By this all people
will know that you are my disciples,
if you have love for one another."

John 13:34



Professor Potty's Memory Verse

A new commandment I give to you,
that you love one another: just as I
have loved you, you also are to
love one another. By this all people
will know that you are my disciples,
if you have love for one another."

John 13:34





